

MOON

Technical information



Quality standard

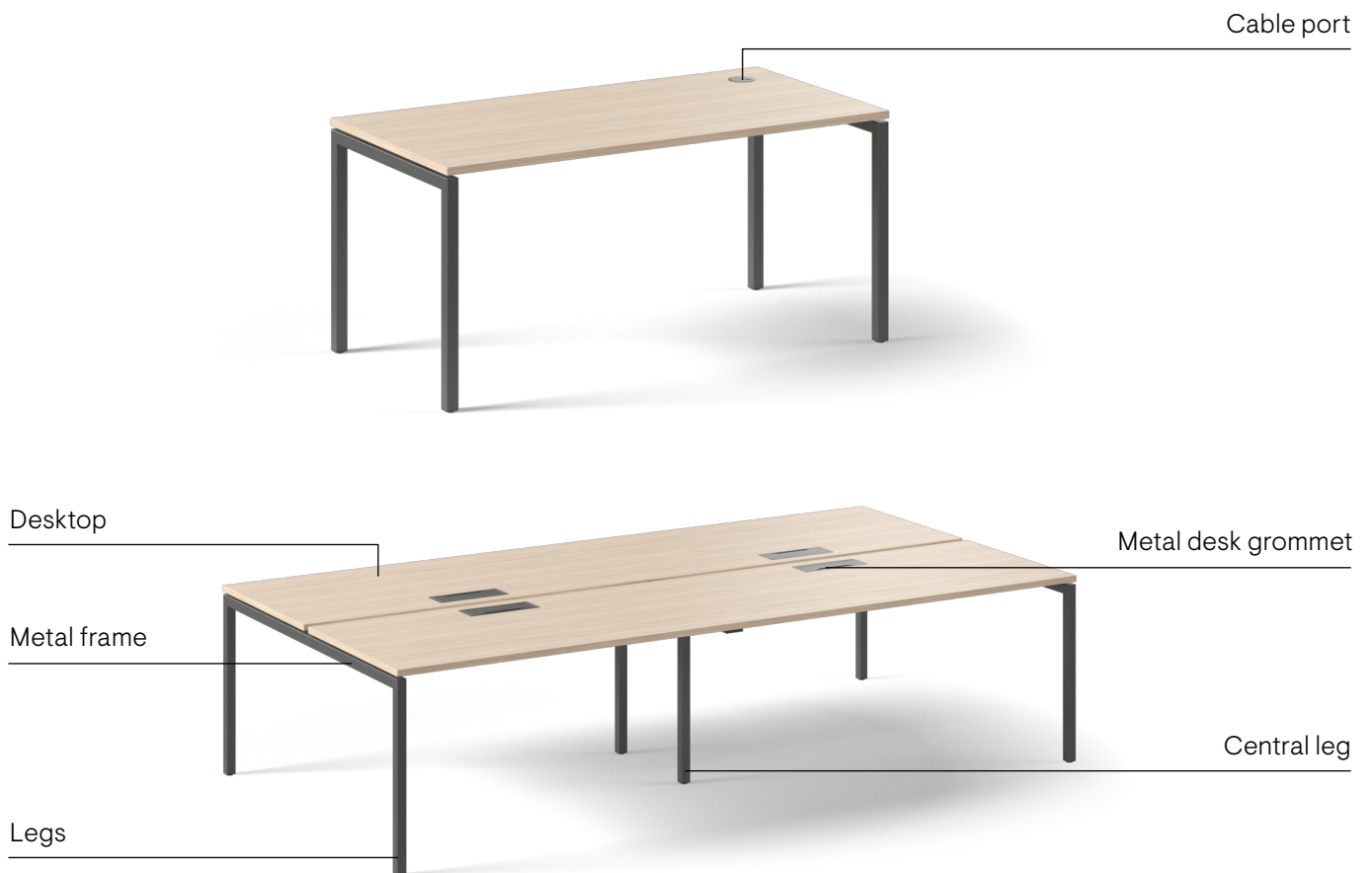
LST EN 527-1:2011
LST EN 527-2:2017

6 year Warranty

See Warranty statement

Other documents available for this product

Technical information for MOON meeting & occasional tables
TOP OFFICE product care guide



Technical information

Types

- Single desks (1)
- Desk benches (2)
- Supplementary units (3)

1



2



3



MFC (melamine) desktop

- 25 mm thick with 2 mm ABS edging;
- With or without cut-out(s) for a rectangular grommet or for a round cable port;
- 10 mm gap between the legs and desktop;
- 40 mm gap between the desktops in back-to-back desk benches (depth of benches – 1440/1640 mm);
- “Metal to metal” construction.

Metal frame

- Welded metal tube – 40x20 mm;
- With welded metal plates for leg fixing;
- Powder-coated metal, color matches the legs.

Legs

- Welded metal tube – 40x40 mm;
- Powder-coated metal;
- Plastic feet with height levelling (+10 mm).
- Four leg types available: U, A, O, H.

Central leg (only for supplementary units and benches)

- Welded metal structure of rectangular 40x80 mm and 40x40 mm metal tubes;
- Powder-coated metal;
- Plastic feet with height levelling (+10 mm).
- Only one leg type: U.

Leg type

U



A



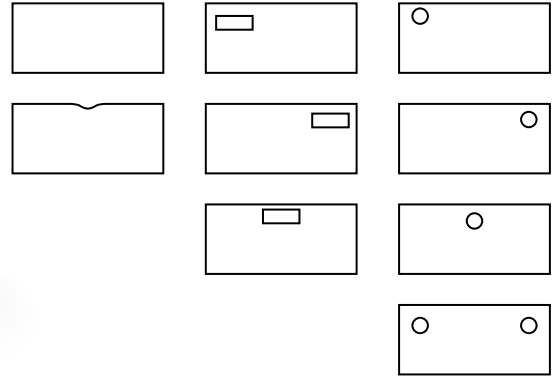
O



H



Desktop type



Electrical accessories*

Rectangular metal desk grommet (1)

- Grommet dimensions – 317x119 mm, H=29 mm;
- Powder-coated metal;
- Cut-out size – 300x110 mm.

Cable port (2)

- Cable port dimensions – D=88, H=24;
- Colored plastic;
- Cut-out size – D=80.

Power socket blocks (3)

Cable trays (4)

Cable clips (5)

Cable duct (6)

*Information about available accessories for this range can be found in our product pricelists.

1



2



3



4



5



6

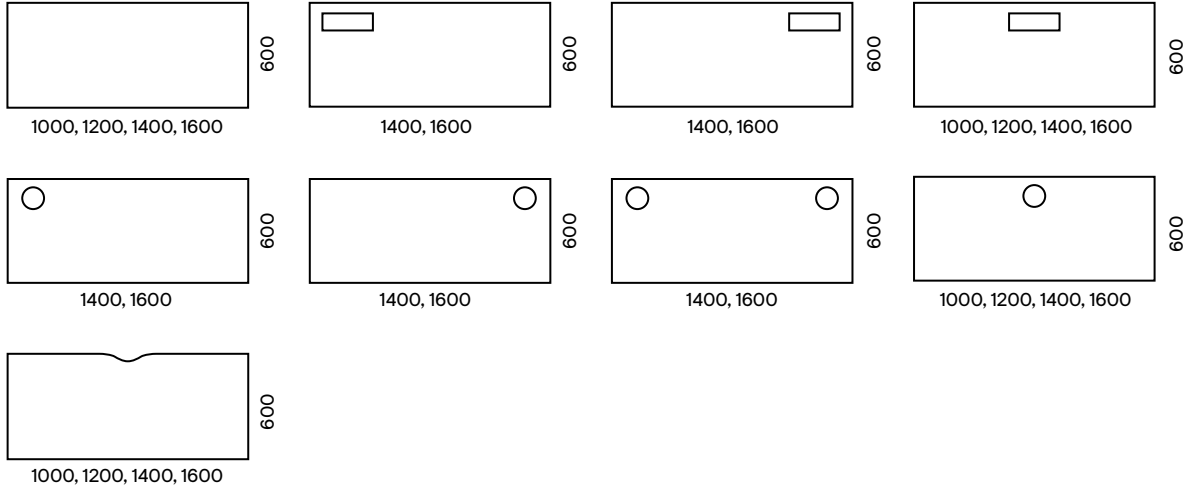


Range

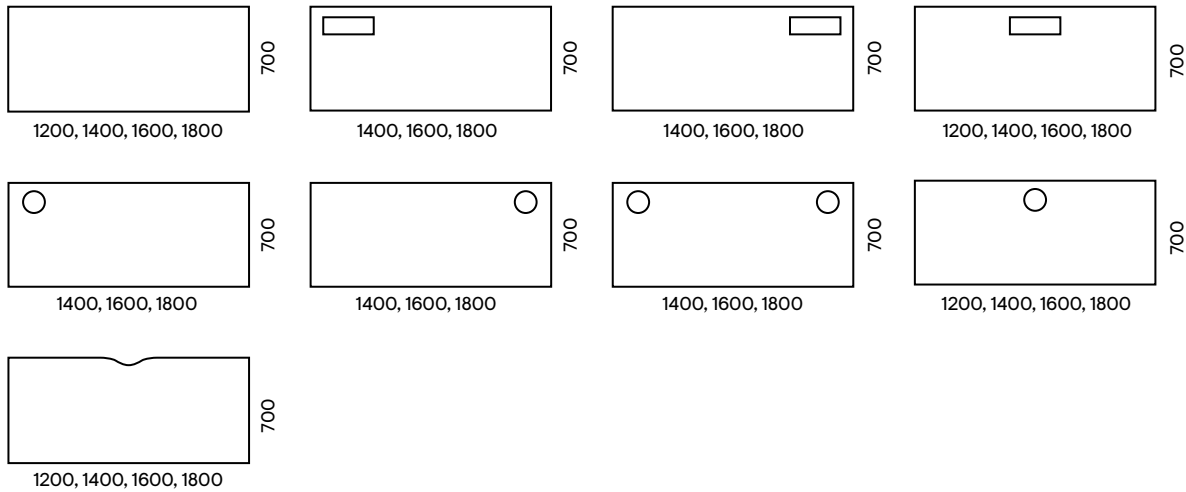
Single desks

MOON U, MOON A, MOON O

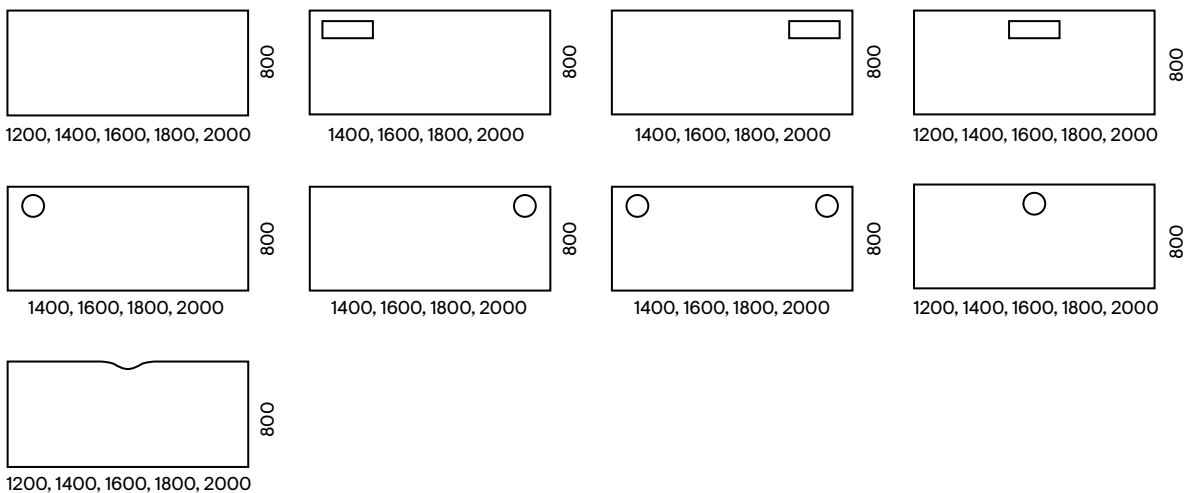
Single desks 600 mm depth



Single desks 700 mm depth

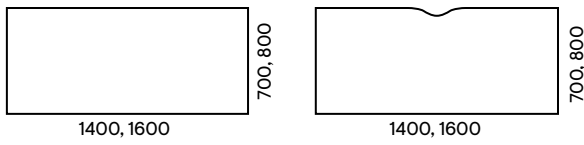


Single desks 800 mm depth



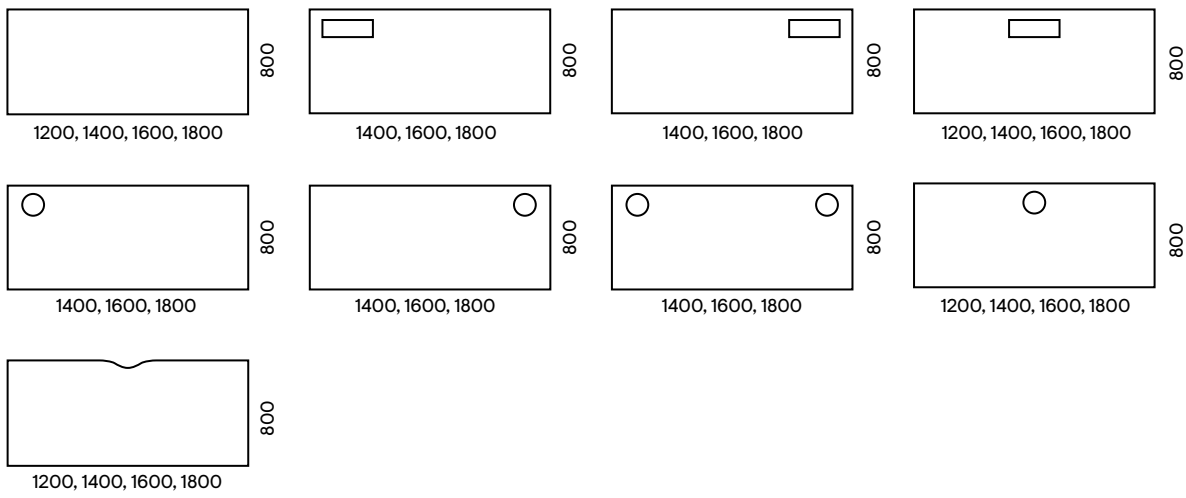
MOON U Slide (desk with sliding desktop)

Single desks 700/ 800 mm depth



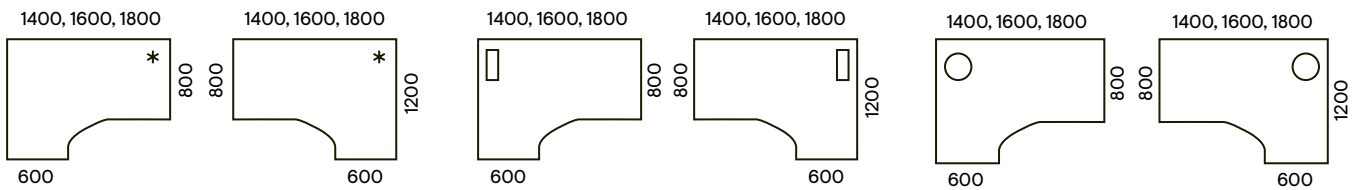
MOON H (manual height adjustable desk)

Single desks 800 mm depth

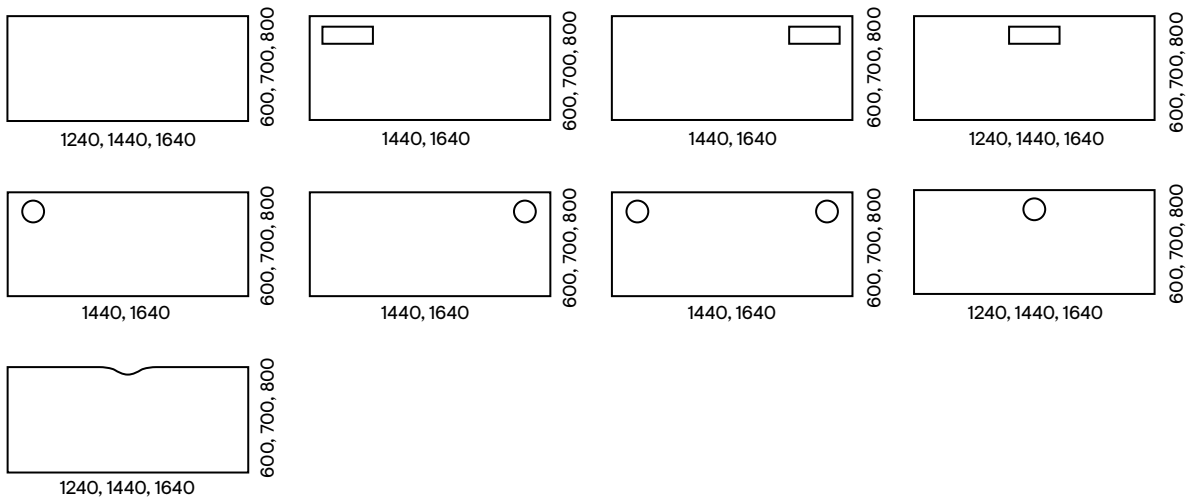


MOON U, MOON A, MOON O

Crescent desks



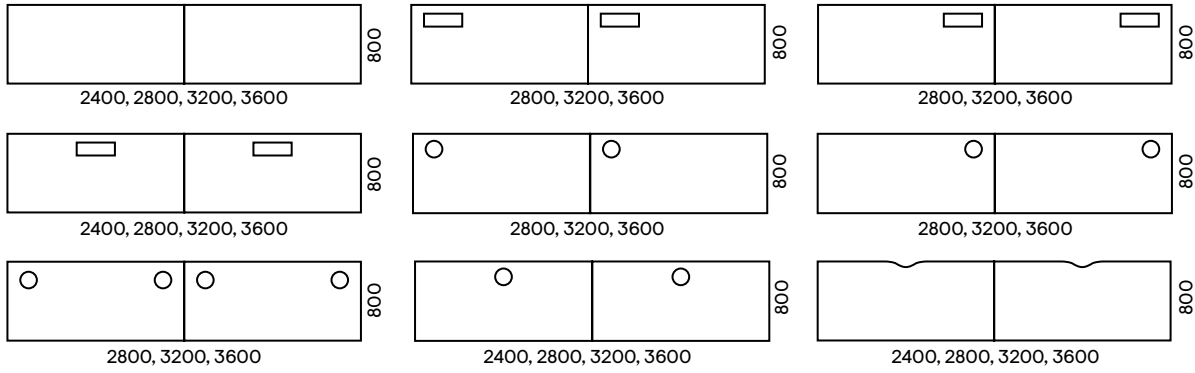
End desks for desk benches 600/ 700/ 800 mm depth



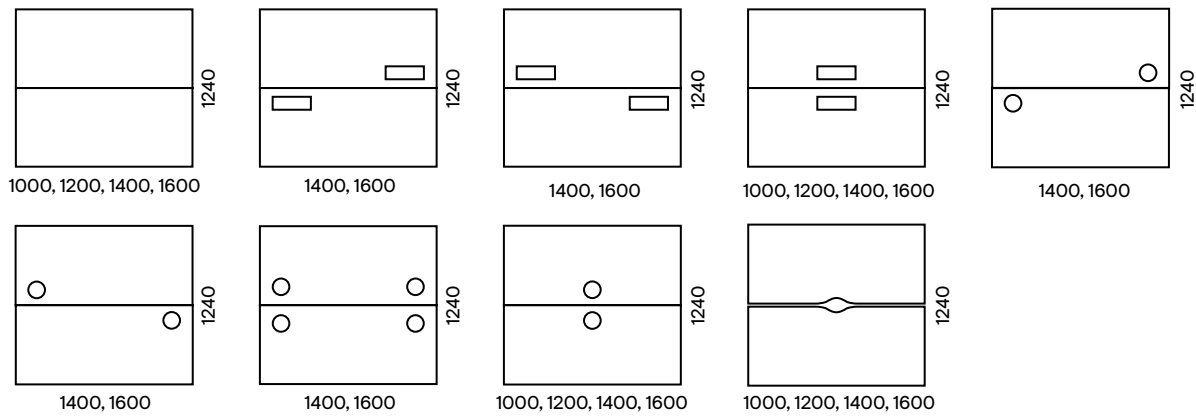
Desk benches

MOON U, MOON A, MOON O

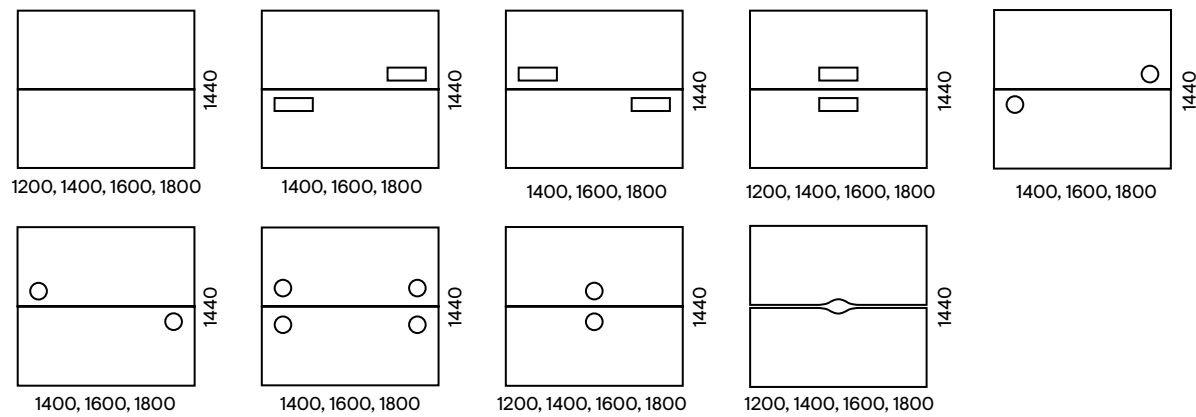
Single row benches



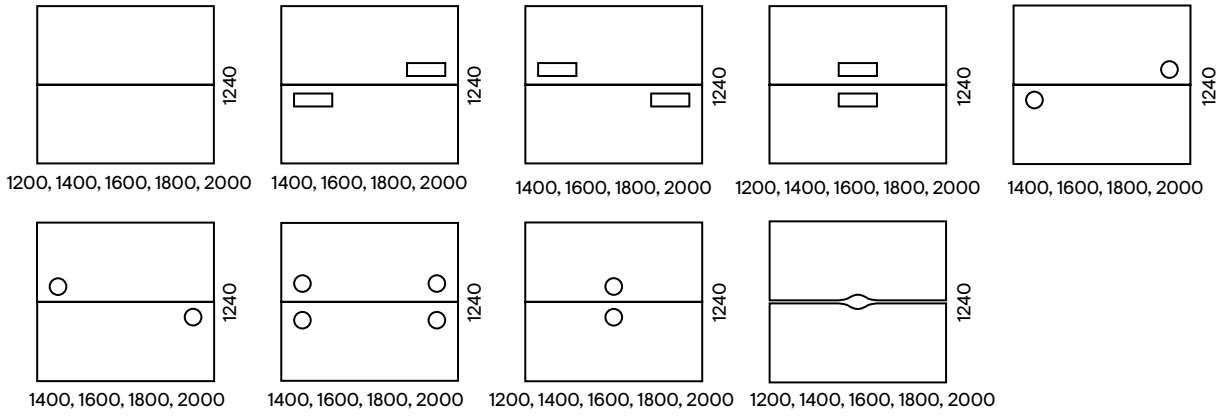
2-desk benches 1240 mm depth



2-desk benches 1440 mm depth

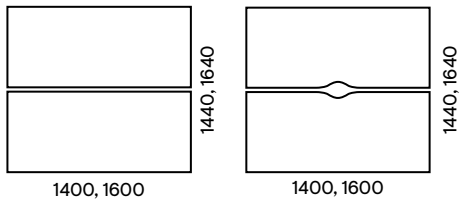


2-desk benches 1640 mm depth



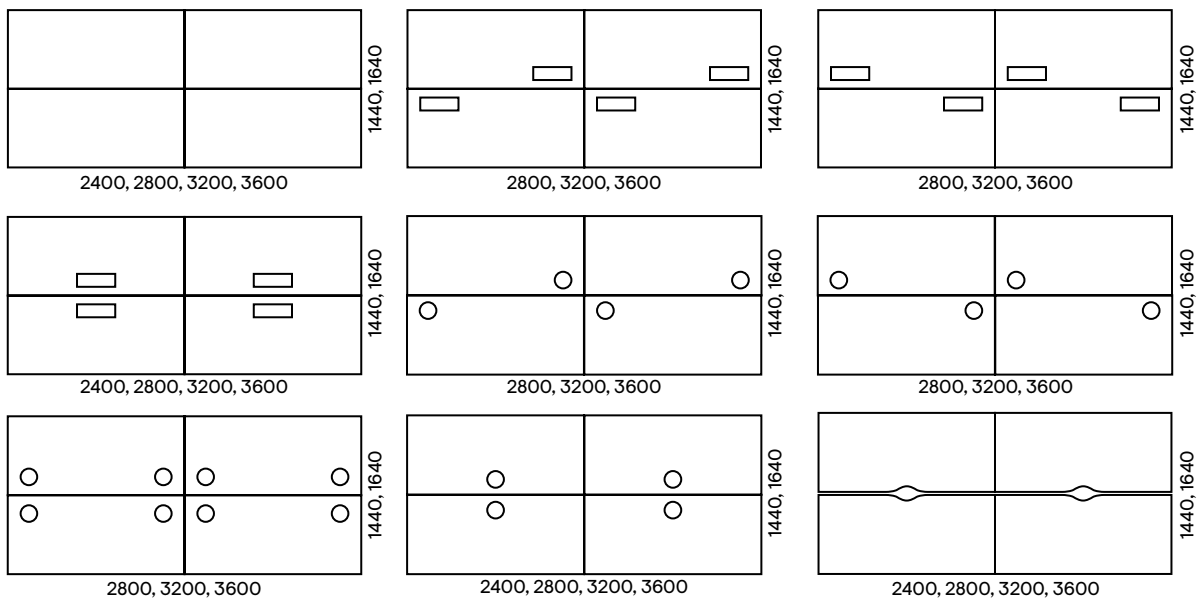
MOON U Slide

2-desk benches 1440/ 1640 mm depth



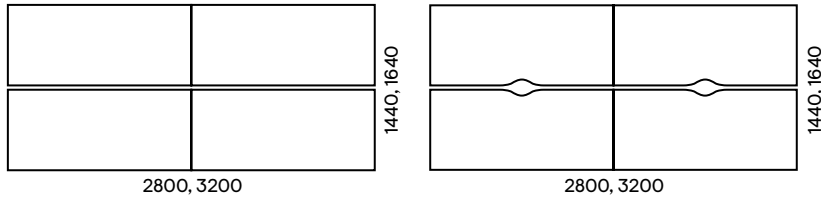
MOON U, MOON A, MOON O

4-desk benches 1440/ 1640 mm depth



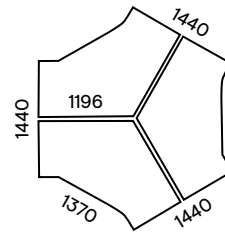
MOON U Slide

4-desk benches 1440/ 1640 mm depth



MOON U

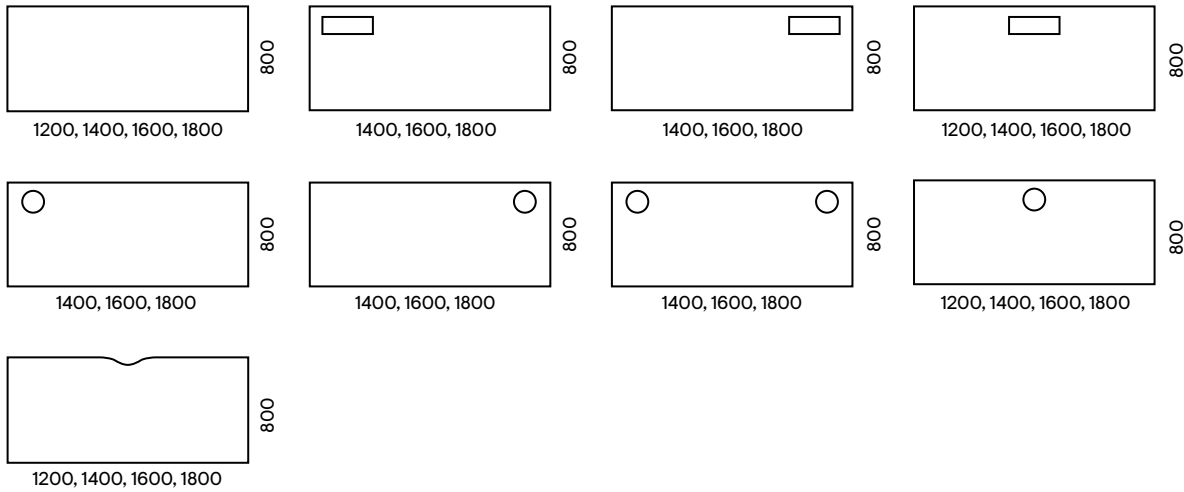
3-desk benches



Supplementary units

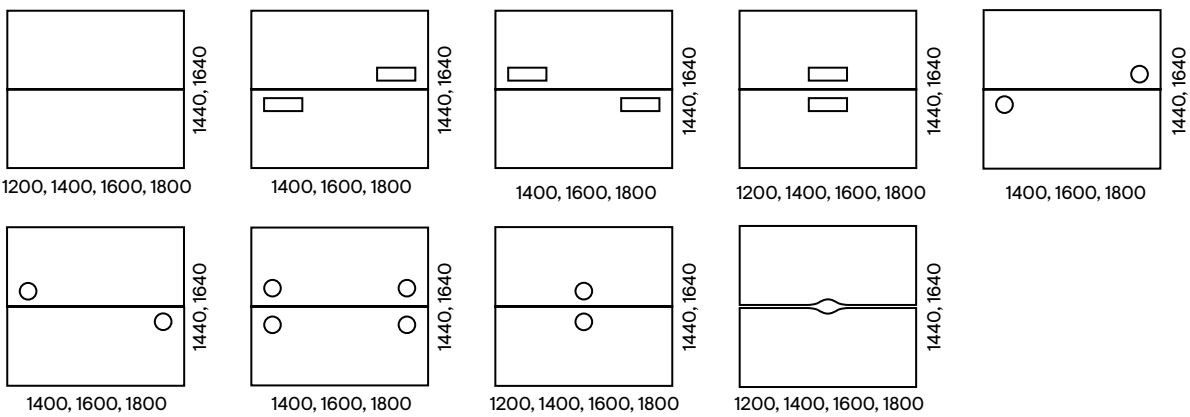
MOON U, MOON A, MOON O

Supplementary units for single row 2-desk benches 800 mm depth



MOON U

Supplementary units for 4-desk benches 1440/ 1640 mm depth

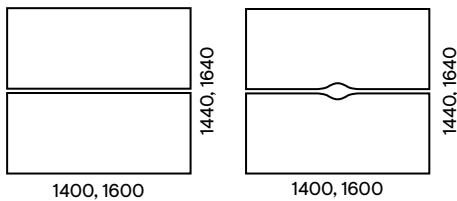


! Please note that

MOON U supplementary units for 4-desk benches are suitable for **MOON** U, A, O.

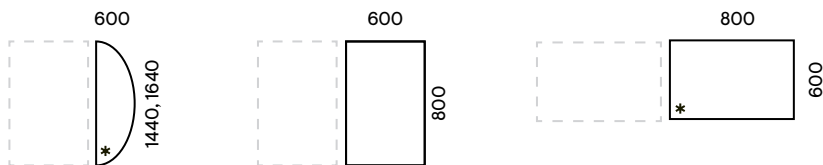
MOON U Slide

Supplementary units for 4-desk benches 1440/ 1640 mm depth



MOON U, MOON A, MOON O

Return tables



* Only available with one type of leg.

Additional information

- Easy to assemble and disassemble – “metal to metal” construction.
- If there is a need to increase the number of workplaces, a maximum of five supplementary units can be used in one combination.
- Supplementary units for 4-desk benches suitable for **MOON U**, **MOON A**, **MOON O** are only available with a U-shaped leg.
- The cut-out positions on the L/H side, R/H side or L/H and R/H side (double cut-out) on **MOON** desks, desk benches, end desks for desk benches and supplementary units are only possible in desktops with lengths of 1400 mm and larger. Side cut-outs are not possible in desktops with lengths of 1000, 1200 and 1240 mm.
- Modesty panel cannot be mounted on a desk with a cut-out for the ZNZ010 grommet in the L/H or R/H positions.
- When ordering a desk with a cut-out, the grommet or cable port must be ordered separately.



M1J4
White melamine / Black edging



N2J4
Cubanit grey melamine / Black edging



D4J4
Dark walnut melamine / Black edging



J4P17
Black melamine / Oak plywood edging



M1D2
White melamine / Amber oak edging



D2M1
Amber oak melamine / White edging



M1P17
White melamine / Oak plywood edging



N3P17
Pearl grey melamine / Oak plywood edging



N2P17
Cubanit grey melamine / Oak plywood edging