

# ACOUSTIC MOD

## Light - acoustic panels



### FEATURES

- Lightweight panels;
- Acoustic foam A and C class sound absorber (according to DIN EN ISO 354 standard);
- Wide choice of colours and upholstery materials;
- Wide range of fixing possibilities;
- According to the need, the client can replace the fabric.

### TECHNICAL INFORMATION

#### Wall and ceiling acoustic panel composition

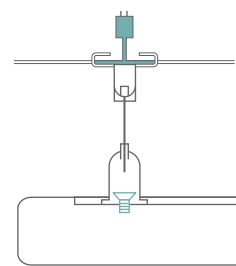
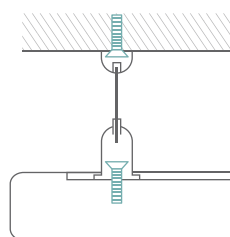
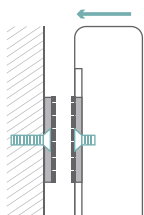
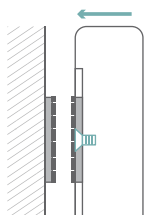
- Acoustic foam glued to white painted HDF-3 mm;
- Upholstered using Velcro straps.

#### Acoustic panel composition for “Armstrong” ceiling from 600x600 mm modules

- Acoustic foam glued to white painted HDF-3 mm;
- Upholstered using Velcro straps;
- Zinc metal strip suspension for “Armstrong” type ceiling.

## Fixing

- Adhesive fittings for wall or ceiling (glass / plastic / metal / ceramics / varnished surfaces)\*;
- Screwed fittings for wall or ceiling (masonry / wood / gypsum);
- Wire rope 50-1200 mm for ceiling (masonry / wood / gypsum);
- Wire rope 50-1200 mm for ceiling (Armstrong profile T24).



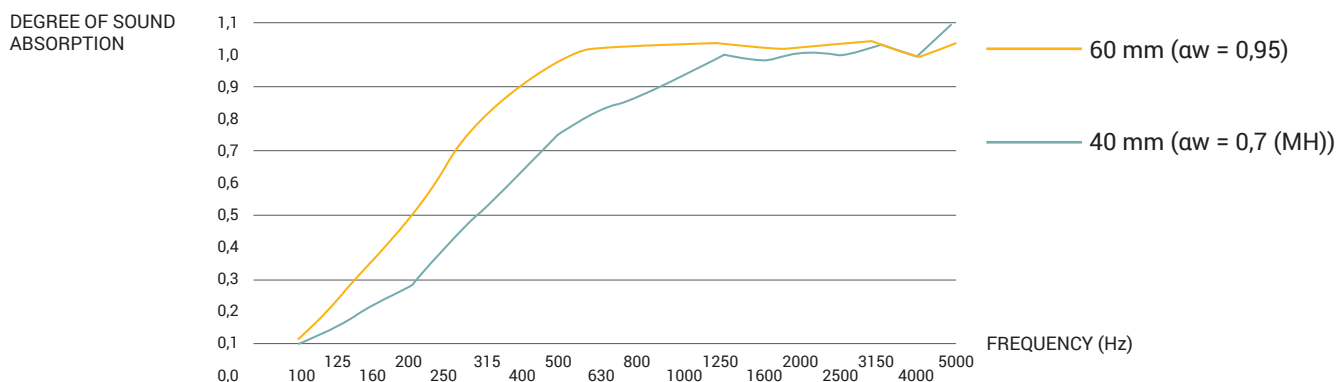
After acoustic panel is installed there will be a gap of 10 mm panel and wall.

\* The adhesive must flow onto the surface and create full surface contact. The surface to be bond must be free of grease, loose particles and moisture. Since the glue has bond with the surface it is recommended not to put a weight on before 30 minutes (even better 2 hours).

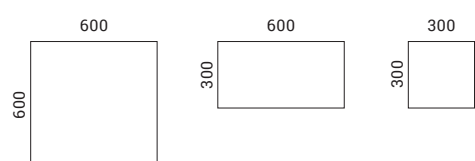
## PRACTICAL SOUND ABSORPTION

- 68 mm thickness class A sound absorber
- 48 mm thickness class C sound absorber

Sound absorption of the acoustic foam in accordance with DIN EN ISO 354 standard



## RANGE



Wall and ceiling acoustic panels, H=48/68 mm

Acoustic panel composition for "Armstrong" ceiling from 600x600 mm modules, H=48/68 mm