

# SONIC S+

Technical information

[top-office.cz](http://top-office.cz)



# Quality standard

ISO 23351-1:2020 (Speech level reduction class B)

## Other documents available

- Technical guide for SONIC acoustic pods
- User manual for SONIC acoustic pods
- Troubleshooting guide for SONIC acoustic pods
- TOP OFFICE product care guide

## 10 year Warranty

See Warranty statement



## Types

- Acoustic pod with PET felt back wall, ventilation and lighting controller (1)
- Acoustic pod with glass back wall, ventilation and lighting controller (2)

1



2



### Side wall for HPL desktop, power socket and lighting controller

- 12 mm thick MDP (chipboard);
- 18 mm thick MDF (medium-density fiberboard);
- 9 mm PET felt;
- 50x15 mm metal tube;
- Profiles made of 2 mm and 1 mm metal sheets;
- 30 mm acoustic foam;
- 30 mm plywood.

### Side wall

- 12 mm thick MDP (chipboard);
- 18 mm thick MDF (medium density fiberboard);
- 9 mm PET felt;
- 50x15 mm metal tube;
- Profiles made of 2 mm and 1 mm metal sheets;
- 30 mm acoustic foam;.

### HPL desktop

- 26 mm MDF covered in HPL with sloping painted edges. The bottom edges of the desktop are sloped at 45°;
- Desktop load capacity 25 kg;
- 2 mm steel plate bag hook powder-coated black or white in accordance with desktop colour;
- Hook load capacity 8kg.

### Power socket

- 1 AC power socket 100-240 V;
- Integrated USB fast charger (USB Type A+C, max. 5A);
- Dimensions 186x72x65 mm;
- Power socket standards: EU, FR, UK, CH, US;
- Cable length: 0.8 m;
- 60% recycled FR polycarbonate, 40% virgin polycarbonate.

### PET felt back wall

- 25 mm thick MDP (chipboard);
- Welded and black powder-coated metal frame;
- 9 mm thick PET felt.

### Glass back wall

- Powder-coated aluminum profile with PVC sealing;
- 5 + 5 mm laminated glass with acoustic film, clear;
- The top and bottom of the aluminum profile are covered with 16 mm MFC (melamine) panels with 1 mm ABS edging.

### MFC (melamine) panel or HPL panel

- 16 mm thick MFC panels with 1 mm ABS edging;
- 17 mm thick MDF covered in HPL with 1 mm ABS edging.

### Left-handed or right-handed doors

- Powder-coated aluminum profile with PVC sealing;
- 5 + 5 mm laminated and tempered safety glass (TSG) with acoustic film, clear;
- Clear opening width of the door – 900 mm;
- The top and bottom of the aluminum profile are covered with 16 mm MFC (melamine) panels with 1 mm ABS edging.

### Double layered ceiling

- Top layer made of 12 mm thick MFC (melamine) panel with 1 mm ABS edging;
- Bottom layer made of 12 mm thick MDP (chipboard) and 9 mm thick PET felt;
- Powder-coated metal profiles;
- Lid for the control unit made of a 1 mm powder-coated metal sheet and 9 mm thick PET felt;
- PIR sensor mounted in the centre of the ceiling;
- Fan grill made of powder-coated metal sheet;
- Available power supply from the ceiling (Ø60 mm cable grommet included; slot not predrilled).

### Floors

- Metal welded frame made of tube with 6 mm metal sheet support plate, powder-coated construction;
- Top layer made of 25 mm thick MFC (melamine) with 2 mm ABS edging;
- 4 mm thick floor carpet made of polyester, with antistatic properties;
- Feet with height adjustment up to +45 mm;
- Castors made of zinc steel housing and polyurethane wheels.

### Control box

- Input (GST18i3 male): 100 –240 V;
- Output (GST18i3 female): 100 –240 V;
- Frequency: 50/60 Hz;
- Power cable: EU, UK, FR, CH, US – GST18i3 female, 3 m;
- Power output cable length: 3 m – GST18i3 male – GST18i3 female;
- Power consumption – max. 110 W, standby 4.5 W.

### Lighting

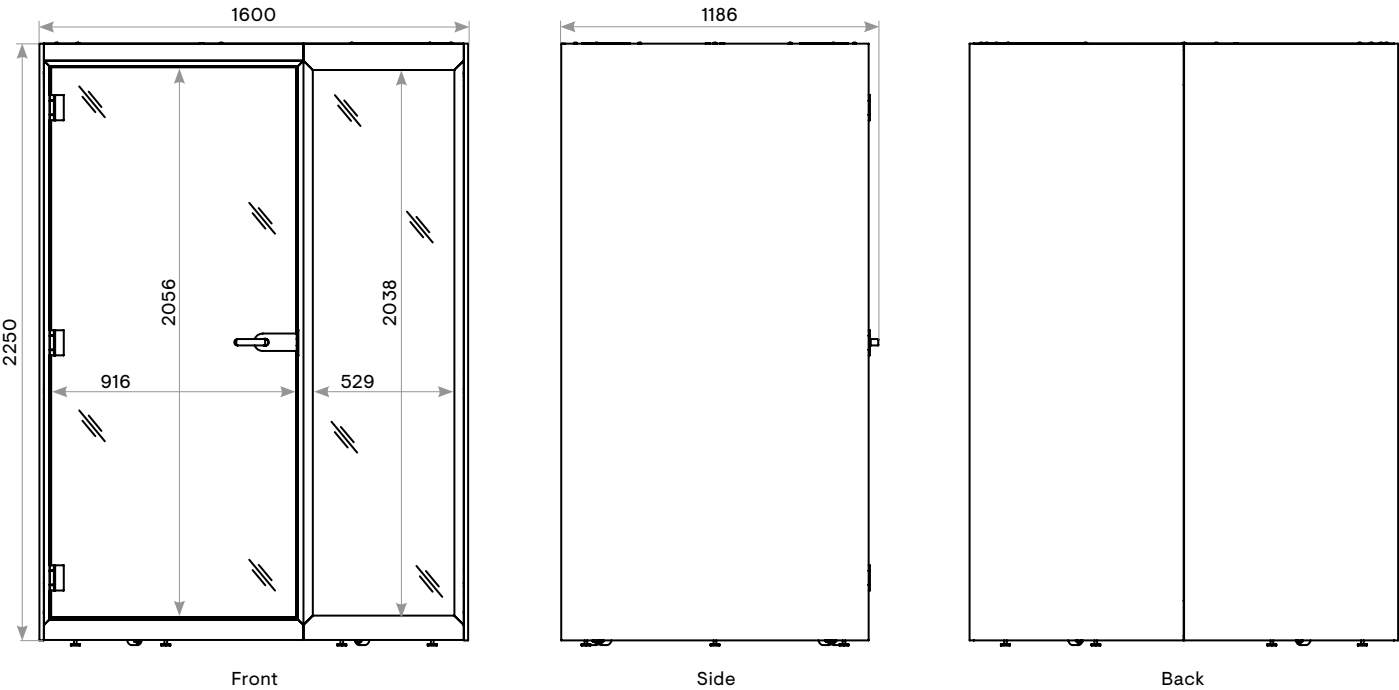
- LED bar mounted into the ceiling (11.0 W), colour temperature 4000 K;
- Light output: 1508 lm;
- Illuminance up to 500 lux on the desktop;
- Colour consistency: 3-step MacAdam;
- Replacement LED can only be purchased from the manufacturer of the acoustic pod.

### Ventilation

- 4x air supply fans are installed in the ceiling;
- Maximum airflow approx. 400 m<sup>3</sup>/h;
- Acoustic noise level: 24.6 dB(A) per fan.

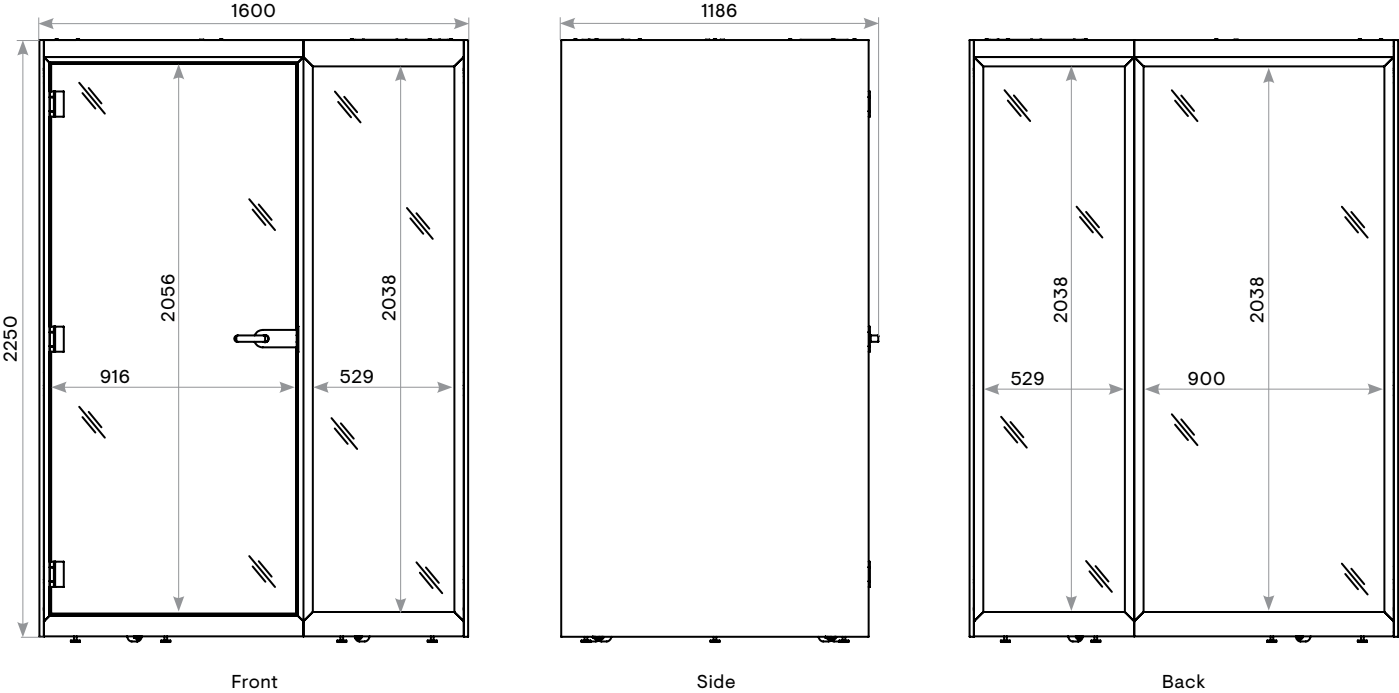
# Range

## Acoustic pod with PET felt back wall



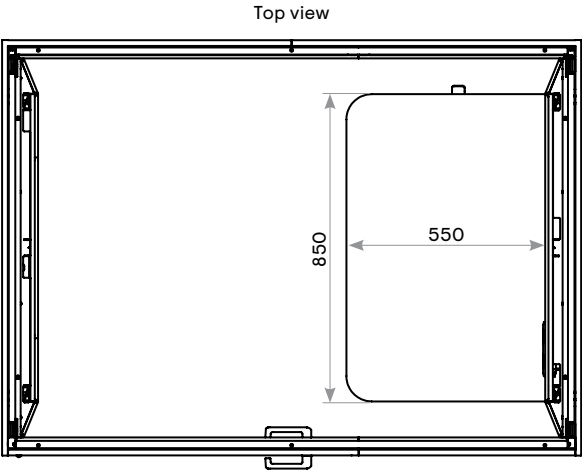
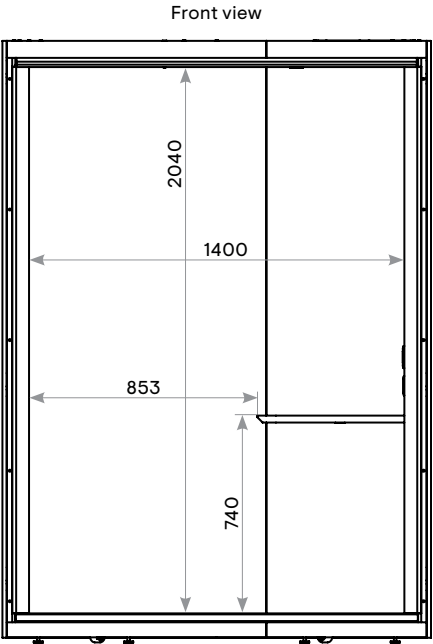
Product weight: 535 kg

## Acoustic pod with glass back wall



Product weight: 500 kg

Internal dimensions



## Additional information

The recommended height of the room in which the SONIC S+ will be assembled should be at least 2470 mm.

SONIC S+ can be powered either from the top or the bottom of the pod.

SONUS S+ is designed to be flexible, and its components are universal. Placement of the following components can be arranged during installation:

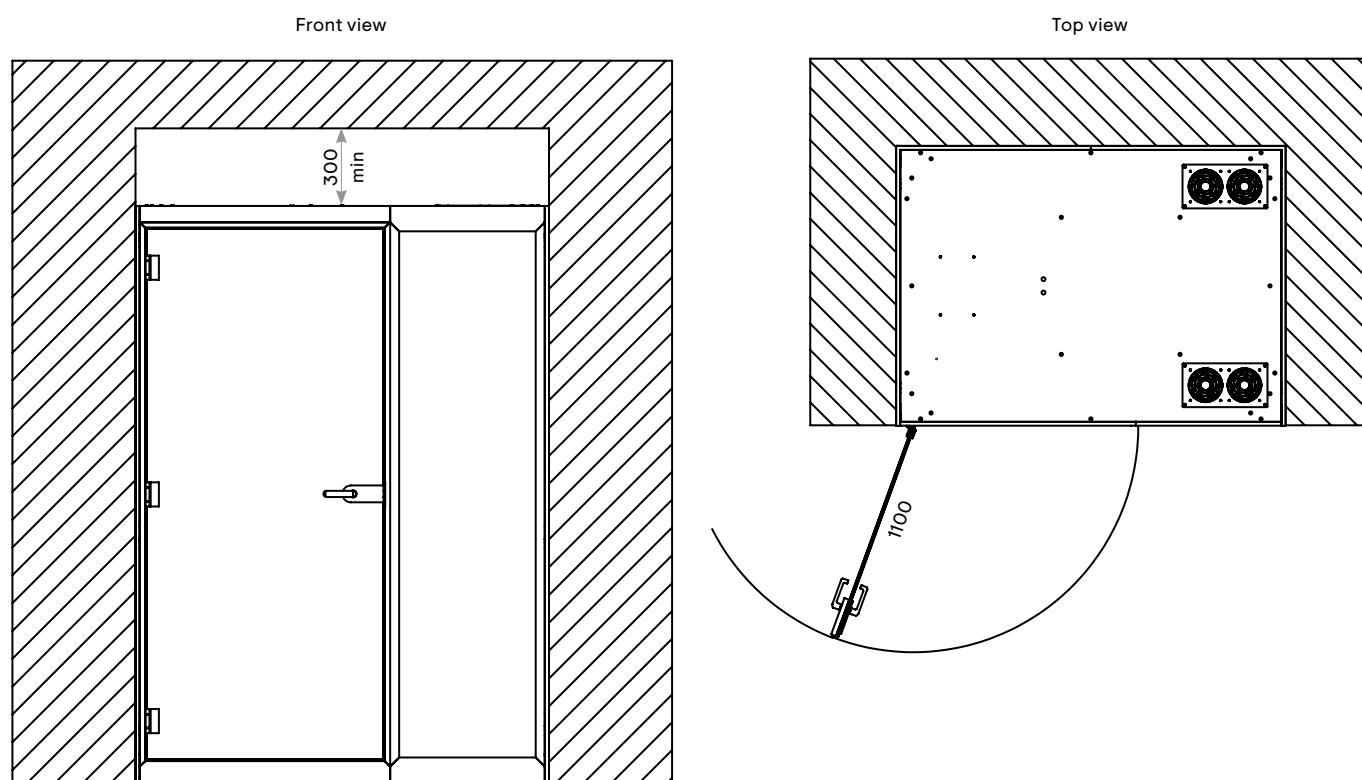
- Door and back wall position – both the door and the back wall (glass back wall and PET felt back wall) are interchangeable.
- Door swing direction – when placing an order, the opening direction (R/H or L/H) must be specified. However, it is possible to change it later on-site.

The SONIC technical guide contains useful information about servicing and troubleshooting the pod. The guide can be accessed by scanning the QR code located on the control box or by following the provided [link](#).

## Pod placement information

Placement restrictions for SONIC S+:

- Doors – 1100 mm, ceiling – 300 mm



SONIC S+ is shipped on a pallet in a stackable wooden crate (3.07 m³).

