

SONIC S

Technical information

top-office.cz



Quality standard

ISO 23351-1:2020 (Speech level reduction class B)

Other documents available

- Technical guide for SONIC S acoustic pods
- User manual for SONIC S acoustic pods
- Troubleshooting guide for SONIC S acoustic
- TOP OFFICE product care guide

10 year Warranty

See Warranty statement



Types

- Acoustic pod with PET felt back wall (1)
- Acoustic pod with PET felt back wall, ventilation and lighting controller (2)
- Acoustic pod with glass back wall (3)
- Acoustic pod with glass back wall, ventilation and lighting controller (4)

1



2



3



4



Acoustic pod with PET felt back wall

Side wall for HPL desktop and power socket

- 12 mm thick MDP (chipboard);
- 18 mm thick MDF (medium density fiberboard);
- 9 mm PET felt;
- 50x15 mm metal tube;
- Profiles made of 2 mm and 1 mm metal sheets;
- 30 mm acoustic foam;
- 30 mm plywood.

HPL desktop

- 26 mm MDF covered in HPL with sloping painted edges. The bottom edges of the tabletop are sloped 45°;
- Load capacity – 25 kg.

Power socket

- AC power socket (100-240 V) with integrated USB fast charger (USB Type A+C, max 5A).

PET felt back wall

- 25 mm thick MDP (chipboard);
- Welded and black powder coated metal frame;
- 9 mm thick PET felt.

MFC (melamine) panel or HPL panel

- 16 mm thick MFC panels with 1 mm ABS edging;
- 17 mm thick MDF covered in HPL with 1 mm ABS edging.

Left-handed or right-handed doors

- Powder coated aluminum profile with PVC sealing;
- 5+5 mm laminated and tempered safety glass (TSG), clear;
- Clear opening width of the door – 1100 mm;
- The top and bottom of the aluminum profile are covered with 16 mm MFC (melamine) panels with 1 mm ABS edging.

Double layered ceiling

- Top layer made of 12 mm thick MFC (melamine) panel with 1 mm ABS edging;
- Bottom layer made of 12 mm thick MDP (chipboard) and 9 mm thick PET felt;
- Powder coated metal profiles;
- Lid for the control unit made of a 1 mm powder coated metal sheet and 9 mm thick PET felt;
- PIR sensor mounted in the center of the ceiling;
- Fan grill made of powder coated metal sheet;
- Available power supply from the ceiling (Ø60 mm cable grommet included; slot not predrilled).

Floors

- Metal welded frame made of tube with 6 mm metal sheet support plate, powder-coated construction;
- Top layer made of 25 mm thick MFC (melamine) with 2 mm ABS edging;
- 4 mm thick floor carpet made of polyester, with antistatic properties;
- Feet with height adjustment up to +45 mm;
- Optional castors available, made of zinc steel housing and polyurethane wheel.

Control box

- Input (GST18i3 male): 100-240 V;
- Output (GST18i3 female): 100-240 V;
- Frequency: 50/60 Hz;
- Power cable: EU, UK, FR, CH, US – GST18i3 female, 3 m;
- Power output cable length: 3 m – GST18i3 male – GST18i3 female;
- Power consumption – max 110W, standby 4,5W.

Lighting

- LED bar mounted into the ceiling (15,6 W), color temperature 4000K;
- Replacement LED can only be purchased from the manufacturer of the acoustic pod.

Ventilation

- 2x air supply fans are installed in the ceiling;
- Maximum airflow approx. 200 m³/h.

Power outlet

- AC power socket (100-240 V) with integrated USB fast charger (USB Type A+C, max 5A);
- Power socket standards: EU, FR, UK, CH, US.

Acoustic pod with PET felt back wall, ventilation and lighting controller

Side wall for HPL desktop and power socket

- 12 mm thick MDP (chipboard);
- 18 mm thick MDF (medium density fiberboard);
- 9 mm PET felt;
- 50x15 mm metal tube;
- Profiles made of 2 mm and 1 mm metal sheets;
- 30 mm acoustic foam;
- 30 mm plywood.

HPL desktop

- 26 mm MDF covered in HPL with sloping painted edges. The bottom edges of the tabletop are sloped 45°;
- Load capacity – 25 kg.

Power socket

- AC power socket (100-240 V) with integrated USB fast charger (USB Type A+C, max 5A).

Ventilation and lighting controller

- Ventilation and lighting dimming knobs are made of PA 2200 (Nylon).

PET felt back wall

- 25 mm thick MDP (chipboard);
- Welded and black powder coated metal frame;
- 9 mm thick PET felt.

MFC (melamine) panel or HPL panel

- 16 mm thick MFC panels with 1 mm ABS edging;
- 17 mm thick MDF covered in HPL with 1 mm ABS edging.

Left-handed or right-handed doors

- Powder coated aluminum profile with PVC sealing;
- 5+5 mm laminated and tempered safety glass (TSG), clear;
- Clear opening width of the door – 1100 mm;
- The top and bottom of the aluminum profile are covered with 16 mm MFC (melamine) panels with 1 mm ABS edging.

Double layered ceiling

- Top layer made of a 12 mm thick MFC (melamine) panel with 1 mm ABS edging;
- Bottom layer made of 12 mm thick MDP (chipboard) and 9 mm thick PET felt;
- Powder coated metal profiles;
- Lid for control unit made of 1 mm powder coated metal sheet and 9 mm thick PET felt;
- PIR sensor mounted in the center of the ceiling;
- Fan grill made of powder coated metal sheet;
- Available power supply from the ceiling (Ø60 mm cable grommet included; slot not predrilled).

Floors

- Metal welded frame made of tube with 6 mm metal sheet support plate, powder-coated construction;
- Top layer made of 25 mm thick MFC (melamine) with 2 mm ABS edging;
- 4 mm thick floor carpet made of polyester, with antistatic properties;
- Feet with height adjustment up to +45 mm;
- Optional castors available, made of zinc steel housing and polyurethane wheel.

Control box

- Input (GST18i3 male): 100-240 V;
- Output (GST18i3 female): 100-240 V;
- Frequency: 50/60 Hz;
- Power cable: EU, UK, FR, CH, US – GST18i3 female, 3 m;
- Power output cable length: 3 m – GST18i3 male – GST18i3 female;
- Power consumption – max 110W, standby 4,5W.

Lighting

- LED bar mounted into the ceiling (15,6 W), color temperature 4000K;
- Dimmable (for version with ventilation and lighting controller);
- Replacement LED can only be purchased from the manufacturer of the acoustic pod.

Ventilation

- 2x air supply fans are installed in the ceiling;
- Airflow can be adjusted manually (for version with ventilation and lighting controller);
- Maximum airflow approx. 200 m³/h.

Power outlet

- AC power socket (100-240 V) with integrated USB fast charger (USB Type A+C, max 5A);
- Power socket standards: EU, FR, UK, CH, US.

Acoustic pod with glass back wall

Side wall for HPL desktop and power socket

- 12 mm thick MDP (chipboard);
- 18 mm thick MDF (medium density fiberboard);
- 9 mm PET felt;
- 50x15 mm metal tube;
- Profiles made of 2 mm and 1 mm metal sheets;
- 30 mm acoustic foam;
- 30 mm plywood.

HPL desktop

- 26 mm MDF covered in HPL with sloping painted edges. The bottom edges of the tabletop are sloped 45°;
- The load capacity – 25 kg.

Power socket

- AC power socket (100-240 V) with integrated USB fast charger (USB Type A+C, max 5A).

Glass back wall

- Powder coated aluminum profile with PVC sealing;
- 10 mm laminated glass, clear;
- The top and bottom of the aluminum profile are covered with 16 mm MFC (melamine) panels with 1 mm ABS edging.

MFC (melamine) panel or HPL panel

- 16 mm thick MFC panels with 1 mm ABS edging;
- 17 mm thick MDF covered in HPL with 1 mm ABS edging.

Left-handed or right-handed doors

- Powder coated aluminum profile with PVC sealing;
- 5+5 mm laminated and tempered safety glass (TSG), clear;
- Clear opening width of the door – 1100 mm;
- The top and bottom of the aluminum profile are covered with 16 mm MFC (melamine) panels with 1 mm ABS edging.

Double layered ceiling

- Top layer made of 12 mm thick MFC (melamine) panel with 1 mm ABS edging;
- Bottom layer made of 12 mm thick MDP (chipboard) and 9 mm thick PET felt;
- Powder coated metal profiles;
- Lid for control unit made of 1 mm powder coated metal sheet and 9 mm thick PET felt;
- PIR sensor mounted in the center of the ceiling;
- Fan grill made of powder coated metal sheet;
- Available power supply from the ceiling (Ø60 mm cable grommet included; slot not predrilled).

Floors

- Metal welded frame made of tube with 6 mm metal sheet support plate, powder-coated construction;
- Top layer made of 25 mm thick MFC (melamine) with 2 mm ABS edging;
- 4 mm thick floor carpet made of polyester, with antistatic properties;
- Feet with height adjustment up to +45 mm;
- Optional castors available, made of zinc steel housing and polyurethane wheel.

Control box

- Input (GST18i3 male): 100-240 V;
- Output (GST18i3 female): 100-240 V;
- Frequency: 50/60 Hz;
- Power cable: EU, UK, FR, CH, US – GST18i3 female, 3 m;
- Power output cable length: 3 m – GST18i3 male – GST18i3 female;
- Power consumption – max 110W, standby 4,5W.

Lighting

- LED bar mounted into the ceiling (15,6 W), color temperature 4000K;
- Replacement LED can only be purchased from the manufacturer of the acoustic pod.

Ventilation

- 2x air supply fans are installed in the ceiling;
- Maximum airflow approx. 200 m³/h.

Power outlet

- AC power socket (100-240 V) with integrated USB fast charger (USB Type A+C, max 5A);
- Power socket standards: EU, FR, UK, CH, US.

Acoustic pod with glass back wall, ventilation and lighting controller

Side wall for HPL desktop and power socket

- 12 mm thick MDP (chipboard);
- 18 mm thick MDF (medium density fiberboard);
- 9 mm PET felt;
- 50x15 mm metal tube;
- Profiles made of 2 mm and 1 mm metal sheets;
- 30 mm acoustic foam;
- 30 mm plywood.

HPL desktop

- 26 mm MDF covered in HPL with sloping painted edges. The bottom edges of the tabletop are sloped 45°;
- Load capacity – 25 kg.

Power socket

- AC power socket (100-240 V) with integrated USB fast charger (USB Type A+C, max 5A).

Ventilation and lighting controller

- Ventilation and lighting dimming knobs are made of PA 2200 (nylon).

Glass back wall

- Powder coated aluminum profile with PVC sealing;
- 10 mm laminated glass, clear;
- The top and bottom of the aluminum profile are covered with 16 mm MFC (melamine) panels with 1 mm ABS edging.

MFC (melamine) panel or HPL panel

- 16 mm thick MFC panels with 1 mm ABS edging;
- 17 mm thick MDF covered in HPL with 1 mm ABS edging.

Left-handed or right-handed doors

- Powder coated aluminum profile with PVC sealing;
- 5+5 mm laminated and tempered safety glass (TSG), clear;
- Clear opening width of the door – 1100 mm;
- The top and bottom of the aluminum profile are covered with 16 mm MFC (melamine) panels with 1 mm ABS edging.

Double layered ceiling

- Top layer made of 12 mm thick MFC (melamine) panel with 1 mm ABS edging;
- The bottom layer made of 12 mm thick MDP (chipboard) and 9 mm thick PET felt;
- Powder coated metal profiles;
- Lid for control unit made of 1 mm powder coated metal sheet and 9 mm thick PET felt;
- PIR sensor mounted in the center of the ceiling;
- Fan grill made of powder coated metal sheet;
- Available power supply from the ceiling (Ø60 mm cable grommet included; slot not predrilled).

Floors

- Metal welded frame made of tube with 6 mm metal sheet support plate, powder-coated construction;
- Top layer made of 25 mm thick MFC (melamine) with 2 mm ABS edging;
- 4 mm thick floor carpet made of polyester, with antistatic properties;
- Feet with height adjustment up to +45 mm;
- Optional castors available, made of zinc steel housing and polyurethane wheel.

Control box

- Input (GST18i3 male): 100-240 V;
- Output (GST18i3 female): 100-240 V;
- Frequency: 50/60 Hz;
- Power cable: EU, UK, FR, CH, US – GST18i3 female, 3 m;
- Power output cable length: 3 m – GST18i3 male – GST18i3 female;
- Power consumption – max 110W, standby 4,5W.

Lighting

- LED bar mounted into the ceiling (15,6 W), color temperature 4000K;
- Dimmable (for version with ventilation and lighting controller);
- Replacement LED can only be purchased from the manufacturer of the acoustic pod.

Ventilation

- 2x air supply fans are installed in the ceiling;
- Airflow can be adjusted manually (for version with ventilation and lighting controller);
- Maximum airflow approx. 200 m³/h.

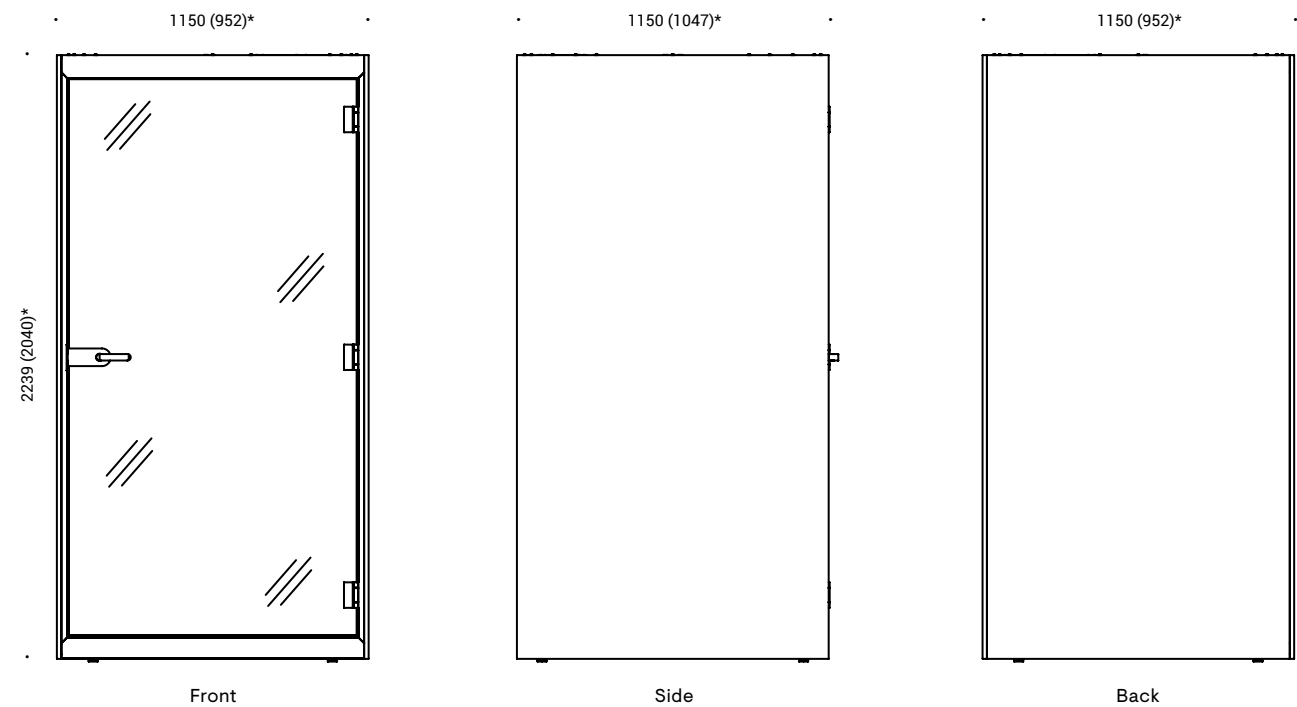
Power outlet

- AC power socket (100-240 V) with integrated USB fast charger (USB Type A+C, max 5A);
- Power socket standards: EU, FR, UK, CH, US.

Range

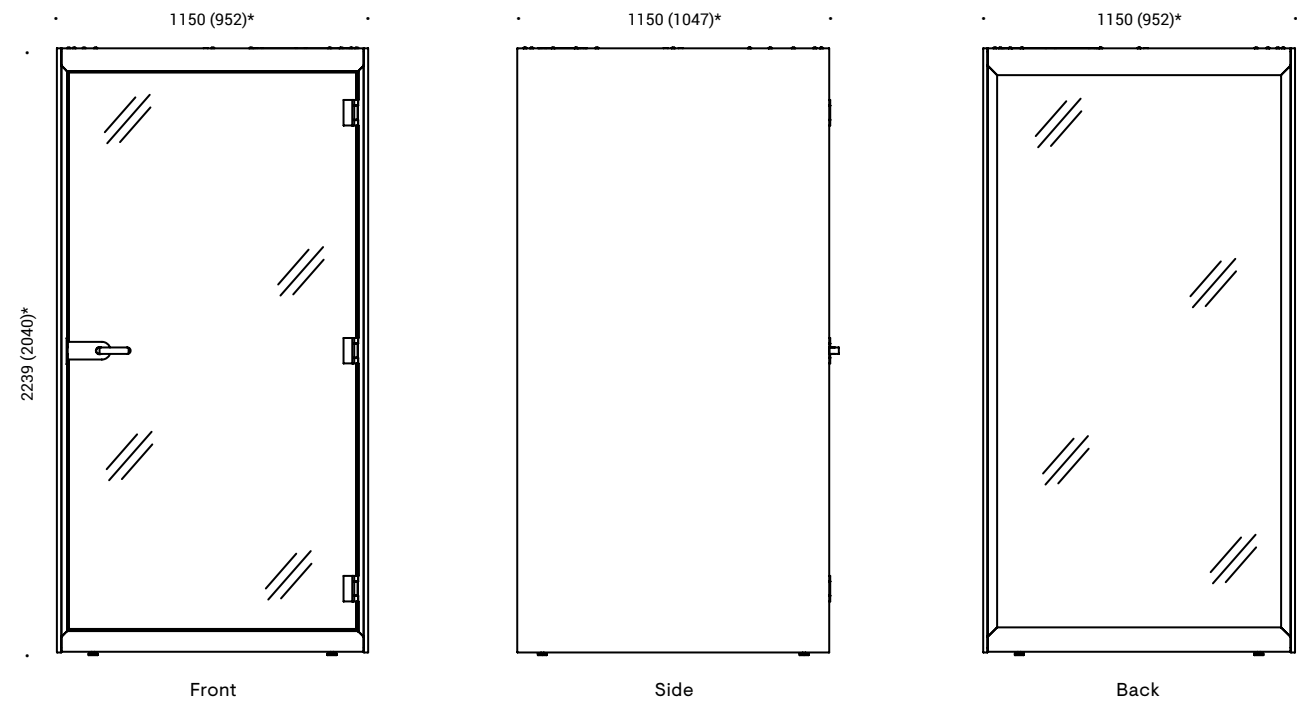
Acoustic pod with PET felt back wall

Product weight: 418 kg



Acoustic pod with glass back wall

Product weight: 398 kg



* External dimension (internal dimension)

Additional information

The recommended height of the room in which the SONIC S will be assembled should be at least 2470 mm.
The recommended width of the room in which the SONIC S will be assembled is at least 1000 mm.

SONIC S can be powered either from the top or the bottom of the pod.

SONUS S is designed to be flexible and its components are universal. Placement of the following components can be arranged during installation:

- Desktop location – the side wall with the desktop can be installed on the left or right side.
- Door and back wall position – both the door and the back wall (glass back wall and PET felt back wall) are interchangeable.
- Door swing direction – when placing an order, the opening direction (R/H or L/H) must be specified. However, it is possible to change it later on-site.

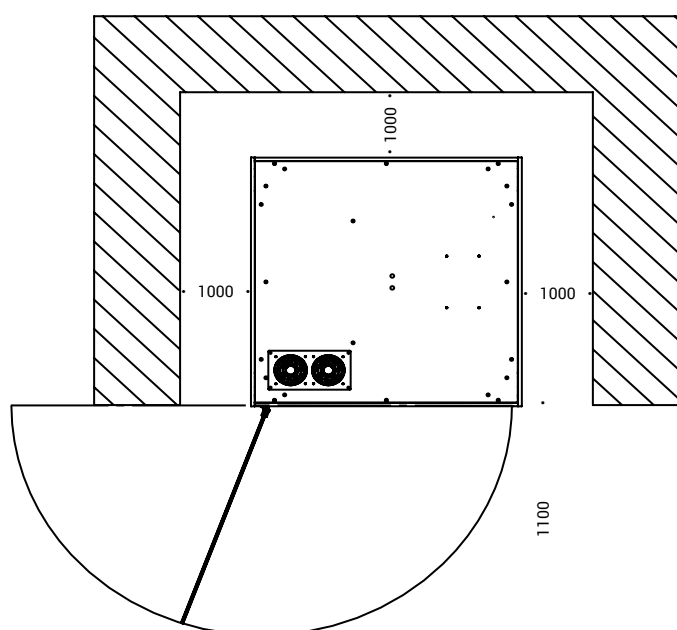
When setting up the pod on-site, ensure that the ceiling air vents are positioned above the desktop and that the desktop is in the opposite direction of the door handle.

The SONIC technical guide contains useful information about servicing and troubleshooting the pod. The guide can be accessed by scanning the QR code located on the control box or by following [this link](#).

Pod placement information

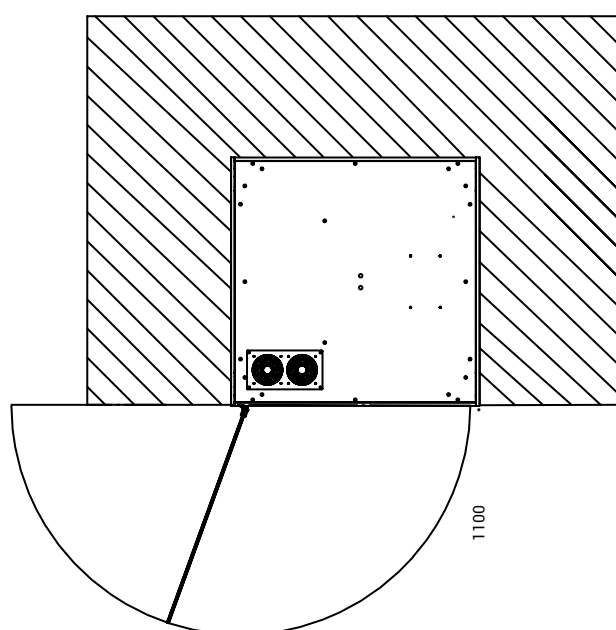
Placement restrictions without castors:

- Doors – 1100 mm, side and back wall – 1000 mm, ceiling – 300 mm



Placement restrictions when SONIC S is equipped with castors:

- Doors – 1100 mm, ceiling – 300 mm



SONIC S is shipped on a pallet in a stackable wooden crate (3,07 m³).

